



THE INTERNATIONAL STUDENT

PRACTICAL GUIDE

2025



UniIn

SUMMARY

1. Welcome!	3
1.1 About this Guide	3
1.2 About Unicamp	3
1.3 About DERI	3
1.4 About DAC	4
2. Uniln	4
2.1 Who are We	4
2.2 The Welcome Period	5
2.3 Activities Throughout the Semester	7
3. Arriving in Brazil	10
3.1 What to do Before Going to Brazil	10
3.2 Getting to Unicamp	11
3.3 What to do After your Arrival	12
4. General Needs	12
4.1 Finding a Home	12
How Much Does It Cost to Live in Barão Geraldo?	12
What are the Main Kinds of Accommodation?	13
What are the best regions to live in Barão Geraldo?	13
How to find a place to live	14
4.2 Food	14
University Restaurants	14
Other places to eat inside Unicamp	15
Where to eat in Barão Geraldo	15
4.3 Entertainment	16
Bars	17
Cultural Spaces	17
Shopping Centers	18
4.4 Transport	19
Buses	19
Taxi and Uber	19
Ride sharing	19
Cycle routes and Cycle Paths	19
Unicamp Bus Lines	20
4.5 Health	20
Unicamp Health System and Hospitals	20
Barão Geraldo Hospitals	21
Do you suspect you are with COVID-19?	21
4.6 Physical Activities	21
4.7 Learning Languages	22
4.8 Other Necessities	22

Supermarkets	22
Mobile SIM card	23
Bike Shops	23
Bank Agencies and Money	23
CPF	23
5. Studying in Unicamp	24
5.1 Your Student Condition	24
5.2 Important Acronyms	24
5.3 Calendar and Important Dates	25
Exam Dates	25
Beginning and Ending of the Semester	25
Canceling, Turning Down and Locking (Cancelamento, Desistência e Trancamento)	26
Study Week and Exams Week	26
Holidays	26
5.4 Education System	27
5.5 Virtual classes	27
Google Classroom	27
5.6 Libraries / Places to Study	29
5.7 Eduroam	30
5.8 GDE	30
5.9 “Unicamp Serviços” App	30
6. Student Associations	31
Academic Centers	31
Students’ Central Directory	31
Student’s Athletic Associations (Atléticas)	31
Percussion Bands (Baterias)	31
Junior Companies	31
Coalitions (Ligas)	31
Religious Groups	32
Integrated Citizenship Group	32
Enactus	32
7. Useful numbers and websites	32
Credits	33
Final Message	33

1. Welcome!

1.1 About this Guide

This practical guide was created by the UniIn team in order to help you, international student, obtain all the information you need before your arrival and during your stay in Brazil. All the information you will find in the following pages result from our own experience as Unicamp students or were taken from other student guides to which we had access.

We hope that you may find in this document all the information you need for the best experience possible in Brazil, but if you wish to make any suggestions of improvements, or if you feel you still have any questions don't hesitate to contact us, we will always be at your disposal! Send an inbox message to our [Instagram page](#) or email us: uniin@unicamp.br. We'll be pleased to help and to improve our guide :).

Besides our guide, we recommend you to take a look at the [International Student Guide](#), made specially for you by DERI. It contains many important practical information on what to do and what documents to arrange before your arrival in Brazil.

We would like to thank the Computer Academic Center (CACo) and the International Polytechnic Office (iPoli) for the inspiration for the creation of our own guide.

Internationally - UniIn

1.2 About Unicamp

The State University of Campinas (Unicamp) is a public (and free) university, located in the São Paulo state, in Brazil. It was officially founded on October 5th, 1966, but despite its "young age", Unicamp is considered one of the best universities in Latin America, with a strong tradition in teaching, research and social programs.

Its main campus extends through 3,5 square kilometers and is located in the Barão Geraldo district, 12 kilometers away from Campinas city center. Besides Campinas, Unicamp's installations can also be found in Piracicaba, where the Odontology Faculty (FOP) is situated, and in Limeira, where you may find the Applied Sciences Faculty (FCA) and the Technology Faculty (FT).

Unicamp has 24 teaching and research units, divided into 10 institutes and 14 faculties. Among its courses, there are 66 graduate programs, as well as 153 postgraduate programs, that include all the 5 "knowledge areas": Exact, Technological and Biomedical sciences, Humanities and Arts.

It also includes a vast health complex (with two large hospitals on the Campinas campus), 22 interdisciplinary centers, 2 technical high schools and many support units ready to serve the 50 thousand students and employees that frequent the campi.

1.3 About DERI

DERI (International Relations Office), is a Unicamp sector created in 1984 to encourage and manage the university student's exchange programs. It wishes all the newcomers to have

great experiences during their stay in Brazil and Unicamp, where you will find a privileged learning environment, a vibrant campus and a huge team of professors and other well trained employees waiting to welcome you, and, of course, a warm reception of the university students!

To get to know more about DERI access: <http://www.internationaloffice.unicamp.br/> or send an e-mail to them if you have any questions: deri@unicamp.br.

1.4 About DAC

While DERI is responsible for all the procedures involving your exchange, the Academic Directory, or DAC, is the place that you should go in order to solve your problems and questions related to your student status at Unicamp. In need of proof of enrollment? Your RA (student card) is not working? It's the DAC you should look for!

Know more about DAC services on [section Your Student Condition](#).

2. Uniln

2.1 Who are We

The “Uniln” organization was created on March 11th, 2015, by Unicamp students interested in making your exchange experience in Brazil and Unicamp a more significant experience, through the promotion of integrating activities and cultural exchange. The Uniln team gives support in the registration procedures and does what's possible to help in the bureaucratic regularization of foreign students in Brazil, but more than that, organizes monthly (or even weekly) get togethers for the brazilian and foreign community at Unicamp and acts as mediator of the tutorship program.

We are willing to do our best in order to promote international encounters and believe a friendly reception and support along the semester are crucial for you to have the best experience possible here in Brazil, your home for the next months!



2.2 The Welcome Period

Before getting started with your classes, the UniIn team prepares a reception period for all the new arrivals! It happens every semester, one week or so before the classes start and has as the main goal the integration of the new international students by the promotion of different cultural activities and get-togethers. For this reason we would like to advise you to come a little (one or two weeks) before the first day of classes, so you can enjoy this unforgettable moment!

Usually the reception period activities are planned to present a little of the Brazilian culture, the campus and the city of Campinas. During this week, usual activities are a **Brazilian movie night**, a **bar night**, a **visit to Dom Pedro Shopping**, and some physical activities such as a **visit to the Physical Education Faculty (FEF) climbing wall** or a day of **outdoor training with CONDS** - a fitness group created in Unicamp. To end the week, UniIn prepares an evening full of music and drinks at our traditional **welcome party, the “InterGringos”** so you can start your classes in the next week full of energy and new friends!



Reception Bar



Forró class



Movie night with pizza



CONDS training



Tour Unicamp



Embarque Imediato party

*Game night**InterGringos*

2.3 Activities Throughout the Semester

During the semester the UniIn team prepares many other activities online! The most traditional ones and in cases without pandemic situation are:

- **Café Cultural:** This monthly encounter is about getting to know different cultures and to taste food from different countries! Every month students from a different country can prepare a small presentation about the facts they find most different, curious or important about their country history, culture, religion or even politics and present it to the others. They also get the chance to prepare some traditional foods, so that everyone can taste what the food is like back in their home country! Traditionally, the first Café Cultural is about Brazil, and the next ones are prepared by whoever wishes to present their own country - always with UniIn support.



Café Cultural - Peru Edition



27º Café Cultural - Brasil Edition

- **Piquenique (Picnic):** What could be better than an open air get-together to get to know each other better? An open air get-together with food of course! Thinking about it, UniIn puts in its agenda every now or then a picnic so everyone can just eat and relax!



Piquenique at Parque da Pedreira

- **Viagem (trip):** Occasionally, Uniln organizes trips to different places in Brazil so that we can explore this big country together. Different trips can be arranged, but going to São Paulo is a Uniln's classic!



Trip to São Paulo



Trip to São Paulo



Trip to São Paulo

- **Farewell:** At the end of the semester, unfortunately, many of you will have to return home! At our farewell event everyone gets the chance to say “goodbye” or “see you soon” to their friends. This event gets everyone acquainted with the portuguese language term: saudades! A feeling we, from Uniln, have to handle every semester when you return to your countries.



Farewell

3. Arriving in Brazil



3.1 What to do Before Going to Brazil

- ❑ **Apply for a Visa:** Congratulations! You have already been accepted as a Unicamp student! (o/) Now you must search for the Brazilian embassy or consulate in your country and apply for a **Student Visa**. This is a very important step! Your student visa will be necessary for your enrollment in Unicamp and for the regulation of your stay in Brazil. This process can take some time, so try to get in touch with the Brazilian embassy/consulate in your country as fast as possible.
- ❑ **Health Insurance:** Every foreign student in Brazil must have an **International Health Insurance** that covers any medical expenses as well as possible repatriation procedures. This International Health Insurance must be valid from the day you leave your home country until the day you return to it.
- ❑ **Vaccination:** Exchange students may have to present proof of at least **two doses of the Covid-19 vaccine**. Proof of vaccination must be attached to the e-DAC website, in the vaccination field, within five days after publication of your enrollment report by DAC. So don't forget to take the vaccine doses recommended in your country before traveling to Brazil and have your digital receipt to use when necessary.
- ❑ **CPF:** The Physical Person Registre (CPF) is not a mandatory document for foreigners, however if you wish to buy a SIM card, open an account in a local bank or even buy some products online while in Brazil, having a CPF is a good idea. Besides all these benefits, obtaining this document is easy, you can do it without even having to leave your country.

If you're still in your home country, you must fill out a form at the [Receita](#) website, available in Portuguese, Spanish and English. Afterwards, you should visit a Brazilian Consular Sector in your country with the personal documents necessary to finish the

solicitation (the documents will be specified on the website). If you're already in Brazil, take a look at [section CPF](#) and learn how to request this document.

- ❑ **Get your suitcase ready:** When packing to come to Brazil try not to focus only on the sunny warm days you have in your mind! Even though Brazil is a tropical country, full of sunny days and warm temperatures along the year, you're coming to the southeast region - that can be a little cold and gray depending on the period you'll be living here - so pack all your swimsuits and shorts, but also don't forget to bring some cold weather clothes. In Campinas the temperature can reach more than 33 degrees celsius (91°F) during summer (December to February) and less than 10°C (50°F) in some winter days, besides we imagine you'll want to travel around the country or even get to know some of our South American neighbors during your stay, right? So come ready for all the weathers!
- ❑ **Get plugged:** In Brazil, we have a particular socket system based on a three-hole pattern (see image below), you can either come prepared with universal/Brazilian adaptors or search for it once you get here.



Brazilian socket pattern

- ❑ **Learn some typical phrases:** Finding people who can speak English in Brazil can be easy if you're at the airport or Unicamp, but don't expect to be understood on the streets or while you take a bus to the city center! Learning basic sentences in Brazilian Portuguese can be interesting so you can manage to ask for directions or get specific information you think will be necessary when you arrive. If you speak Spanish, Brazilian people might be able to understand some sentences if you speak it clearly and slowly, but the basic Portuguese vocabulary is still a good idea to ensure you'll have no problems when you arrive.

3.2 Getting to Unicamp

Cumbica Airport (Guarulhos): In order to get to Barão Geraldo district from the Guarulhos - Cumbica - Airport you can take the [LiraBus](#) line from Terminal 2, Check-in D, East. It will arrive at the Campinas Bus station in about two hours (get more information in "Campinas Bus Station topic" just below).

Campinas Airport (Viracopos): To get to Barão Geraldo from the Viracopos - Campinas - Airport you can either take **LiraBus' "executive line"** or the **municipal bus line number 193**. Both lead to the Campinas Bus Station (the first one being faster and more comfortable). You can also use **Uber or 99pop app**, this is a great option if you want to go directly to Barão Geraldo or if you got to the airport with friends, so you can share the ride.

Campinas Bus Station: From the Campinas Bus Station the options to get to Barão Geraldo are many. You can either take the **municipal bus 332**, that stops inside Unicamp (in Unicamp Hospital - HC), the **331 bus line** (this bus stop stays outside the bus station, almost on the other side of the street) that will get you to Barão Geraldo Bus Station or take an Uber, Cabify or 99taxi (the ride from the Campinas Bus Station to Barão Geraldo costs approximately 40 reais), a good idea if you have heavy luggage.

We would also like to inform that if you choose to come to Barão Geraldo by the 331 municipal line you can easily get closer to Unicamp from the Barão Geraldo Bus Stop with the 336 line (passes through Avenida Dr. Romeu Tórtima - known by the students as Avenue 1) or the 337

line (passes through Avenida Professor Atílio Martins - known by the students as Avenue 2) - in case you wish to go to DERI, this is the line you should take.

3.3 What to do After your Arrival

- ❑ **Pay a Visit to DERI:** You probably already heard about DERI (see [section 1.3](#)), the Unicamp sector responsible for the university international relations, that has been making contact with you before coming to Brazil. Once you get to Campinas, the first thing you'll wish to do is let DERI know you arrived, this way they'll be able to help you out with many things you need. DERI's office is located at Rua Josué de Castro, 120.
- ❑ **Get a Place to Live:** Getting a place to live in Barão Geraldo is for sure something you'll be dying to do once you arrive here. Go to the [5.1](#) section to learn more about the housing options in the region and how to find a good place to live.
- ❑ **Legalize your stay in Brazil:** You arrived in Brazil with a student visa, so to adjust your stay here it will be necessary to get a **National Migration Register - CRNM** (also called CRNM). After making the solicitation at this [website](#), you should book an appointment with the Federal Police. This whole procedure must be made within 30 days of your stay in Brazil, but don't worry, we'll be helping you out with this during the **Reception Week**.

Once your CRNM is ready you'll have to withdraw it. This is how you can get to the Federal Police (In the Viracopos - Campinas - Airport):

- By the 193 bus line: Go to the Barão Geraldo Bus Station, get bus line 333 to Terminal Central. From there, get the 193 - "Aeroporto Internacional de Viracopos" bus line. The ride is a bit long, the duration is approximately 1 hour and 50 minutes.
- Uber: Prices vary from 50 to 70 reais, but it only takes 30 minutes to get there. Talk with your friends and share the ride!
- Taxi: We don't advise you to take this option, prices can range from 150 to 200 reais for just one way and Uber can do it in the same duration.

4. General Needs

4.1 Finding a Home

Unicamp doesn't offer university rooms to foreign students, those being reserved to Brazilian students that aren't able to afford a room. In this topic we will do our best to make finding a place to live and to call home in Brazil as easy as possible!

Also DERI (see [topic About DERI](#)) is there to help you out in this issue, send an email to Mrs Lucinéia Moraes (lumoraes@unicamp.br) to get more housing information. However, neither UniIn, nor DERI can be held responsible for any agreements or contracts signed by a foreign student, this being agreed between you and the person responsible for the vacancy.

How Much Does It Cost to Live in Barão Geraldo?

The cost of living in Barão Geraldo depends mainly on three factors: how close the habitation is to Unicamp, what kind of habitation it is (next topic) and the house quality (if it is new,

has a swimming pool, or even the number of bathrooms it has). Prices can range from R\$500 to R\$3000!! So it is worth it to do a little research on the available options before deciding which place will be your home during your stay in Brazil.

What are the Main Kinds of Accommodation?

There are three main kinds of student accommodations in Barão Geraldo:

República (Reps): These are one to two-story houses where groups from four to twenty students live. The residents themselves define the rules of the house and take care of the rent and taxes. It isn't too expensive and it is the best option if you are extroverted and like to get to know new people - usually the people you share a Rep with become your best friends. There are female, male and mixed Rep options and the available rooms can be either shared (range from R\$500 to R\$800 per month) or single (from R\$700 to R\$1000).

Tip: Entering and leaving a Rep can seem really simple, you usually have no kind of contract or bureaucracy, but it is important to clarify with the residents your length of stay and the price you're willing to pay before making any decision and, of course, understand well the house rules and let your colleagues know in advance in case you want to leave the house. This way you can maintain a healthy relationship with your friends and avoid future problems!

Quitinete (also called Kitnet): This is probably the most private and expensive student housing option. It is a small studio, so in this option you get your own bedroom, kitchen and bathroom. Generally the monthly costs range from R\$800 to R\$3000, but there's the possibility of sharing the place with one more person, reducing the cost by half. **Tip:** In this kind of accommodation having to sign semestral or anual contracts is usually necessary, so make sure you'll spend the demanding time before signing anything. Also, depending on the contract, a bondsman (responsible person for your rent in case you don't pay it) might be necessary. Our suggestion is to talk with the quitinete owner or responsible real estate agent to find the best suitable option for you before making a decision.

Pensionato: These are houses with a shared kitchen and sometimes shared bathrooms, but differently from the Repúblicas, the Pensionatos have an owner that takes care of the house bills, and makes the house rules. In most Pensionatos it isn't allowed to smoke, make noise after certain hours or even bring guests during the night, on the other hand, pensionatos are frequently professionally cleaned and some of them also offer meals.

At Unicamp there is the **Moradia Estudantil (Student House)**, a set of houses where students without the means of paying a rent can live for free. The selection process happens only once a year and only regular students (independent of the student nationality) can apply for a vacancy (exchange students are considered special students). Learn more at the [Moradia Estudantil official website](#).

What are the best regions to live in Barão Geraldo?

The surroundings of **Avenue 1** (Avenida Doutor Romeu Tórtima) and **Avenue 2** (Avenida Professor Atilio Martini) are a great option if you wish to stay as close as possible of Unicamp. These tend to be the more expensive regions in Barão to live in, but are easily accessible and have some good restaurant and supermarket options nearby.

The region that goes from the **Barão Geraldo Center** to the Moradia Estudantil is a little farther from the university (around 10 minutes by bicycle), but is full of markets, banks and restaurants and is usually less expensive when compared with the regions closer to the university.

The area near **Avenue 3** (Avenida Oscar Pedroso Horta) and the ecological park is also close by bike to Unicamp, but differently from the Barão center region, this part of Barão is mainly residential, with a small option of services nearby.

Places that weren't cited above can have good prices, but will require more time and money expenditure with locomotion (you may have to take a bus to get to the university, for example).

How to find a place to live

Facebook Groups:

["Repúblicas - Unicamp"](#) (Barão)

["Repúblicas de Campinas"](#) (Barão)

["Repúblicas da Unicamp"](#) (Barão)

["MORAR EM REP... TÔ QUERENDO"](#) (Barão)

["Moradia Limeira UNICAMP FT - FCA"](#) (Limeira)

Websites:

<https://www.livehere.com.br/> (Barão)

<https://morandoembarao.com/> (Barão)

Dica: Do not be naive! The safety in Barão Geraldo is NOT what you might be used in a first world country. Avoid walking alone at night, especially on weekends. When traveling, store your belongings well and do not leave anything in the yard (mainly bicycles and stereos).

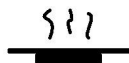
If you are almost coming to Brazil and still haven't found a place to live, booking a hostel for the first days can be a good idea, this way you have the time to get used to the neighborhood and choose the best place to live.

Take a look at the list of hostels in Barão Geraldo:

<http://pousadadaedna.com.br>

www.facebook.com/pousadaehosteldobosque

4.2 Food



University Restaurants

There are three University Restaurants on the Campinas - Barão Geraldo campus (RU, RA and RS), two on the Limeira Campus (FCA and FT) and one on the Piracicaba Campus (FOP). They offer breakfast for R\$2,00 (only at RU) and lunch and dinner for only R\$3,00, and you can choose a vegan option too. In order to have meals at any University Restaurant, it is necessary to have a Unicamp student card (RA) You can learn more about how to get it in the [Your Student Condition](#) section.

Other places to eat inside Unicamp

Almost all the institutes have their own snackbar (cantina), where you can usually find savory snacks, natural sandwiches, sweets and even lunch and dinner options. Take a look at the list of Unicamp's most important "cantinas": Unicamp also has a lot of vending machines, but the prices are high.

Where to eat in Barão Geraldo

- Bakeries (padarias):

Padaria Alemã is a great option. Well located on Avenue 1, it offers great snacks, cakes and bread options. Besides that, they serve big breakfast and afternoon snack combos.

Das Brot is a bakery where you can find more typical German breads among other imported products.

Other options are the **Padaria Romana**, a bakery in Barão Geraldo, that offers many good breakfast and brunch buffets, and the **Panetteria di Capri**, with excellent buffet, snacks and even pizza (only at night) choices.

- Vegetarian Restaurants:

Raízes Zen serves vegetarian food made only with organic products, it also organizes thematic nights: Arabic, Italian and American (hamburger night).

And the restaurant **Como?** serves daily vegan mouthwatering menus for a fair price. **Veg Wrap** serves vegetarian and vegan options. **Mestre Grill** has vegetarian hamburgers made from falafel and shimeji.

Valise de Cronópio, on the other hand, serves homemade vegetarian food, cooked on a wood burning stove! It's located at the back of a bookshop, which gives it an intimate atmosphere.

Tip: try their chocolate cake! Simply delicious!

- Fast Food:

Barão Geraldo is home of many of the classic fast food chains such as **McDonalds**, **Domino's**, **Pizza Hut** and **Burger King**, all located near Avenue 2. Besides these known franchises, you will also find in Barão: **Guaco**, **De La Rua**, **El Tambo** (Mexican food), **Tannur** (kebab e manakish), **Mestre Grill**, **Lanchão**, **Roots Burger**, **Bronco Burger**, **Quintal de Casa**, **Blitz Burger** and **Gordão Lanches** (all serve hamburgers).

In Dom Pedro Shopping, quite near the university, you'll also find **Ragazzo** (Italian food fast food chain), **Habib's** (arabic cuisine), **KFC**, **Taco Bell** and some other brazilian and japanese food chains.

- "Per kilo" - Self Service Restaurants:

Self-service restaurants in which you pay the price corresponding to your plate weight after serving yourself are a common concept in Brazil. You pick whatever you want from a buffet and at the end you pay only for the quantity you ate. Near Unicamp some good options of "Per Kilo" restaurants are: **Aulus** (really good food and nice atmosphere, but a bit expensive) and **Bardana** (Simple and good food on weekday nights and brazilian barbecue - churrasco - options on weekends).

- Marmitex:

Marmita/Marmitex is another common Brazilian food concept, it is basically food served in a home taking package. Depending on the restaurant you fill the package yourself, or sometimes you just choose your “marmita” option from a list. This is a nice alternative if you want to skip the University Restaurant but still don’t want to spend much money. Good “taking on place” options are: **Aulus** (big well served marmitas - depending on your hunger can last more than one meal), **Bardana**, **Cantina do Belo** (inside Unicamp - doesn’t open on weekends) and the **Dalben** supermarket. Delivery options are: **Alabama** (3249-0146); **Tia Rita** (3249-2899); **Hailton** (3249-0153).

- Delivery:

Almost all the fast food and pizza places in Barão have delivery options. Besides that, the **IFood** and **Rappi** apps are worth downloading so you can check all that’s available near your place.

Tip: You’re with a big group of friends and you are really hungry? A nice and cheap option is ordering **Pizza Mais** delivery (3289-0320), it isn’t the best pizza you’ll taste in your life but the “mega” size is huge (60cm) and the price is super worth it!

- Churrascarias - Brazilian Barbecue places:

Yay, churrasco! In Brazil the “churrascarias” (as well as many sushi places) usually offer food in the “rodízio” scheme, it is kind of a “eat all you can”, but instead of going to a buffet to grab the food, the waiters will keep bringing it to your table until you say otherwise. Near options are **Solar Gaúcho Grill** and **Estância Grill Churrascaria**.

- International Cuisine:

To eat a typical Japanese food go to **Sumirê**, in Avenue 1, but if you’re interested in sushi or a Japanese food with a Brazilian touch good options are **Hondai** (sushi “rodízio”), **Makis Place** (Temakis and à la carte sushi options) and **Kanu Sushi Beer** (Temakis and sushi “rodízio”).

If you prefer Italian food try the **Cantina e Pizzeria San Luca**, with nice pasta and pizza options. For the pizza lovers the **Lastro** pizza place makes great individual pizzas with Italian products. Another option that isn’t so Italian, but is still a good option for the pasta lovers is **Estância D’Oliveira**, which does pasta “rodízio”.

Besides Italian and Japanese food other good international cuisine restaurants in Barão are: **Bagdá Café** and **Mahab** (Arabic food), **Salsa con Ají** (Peruvian food), **Die Oma** (German bakery and executive dishes), **Mana Poke** (Hawaiian cuisine) and **Café e Padaria Barão Francês** (with some French options).

- Ice Cream Shops:

Two great ice cream shops in the region are **Sorvete em Camadas** (does great artisanal gelatos with vegan options) and **Sorveteria Sergel**, which isn’t really located in Barão Geraldo, but is worth the visit.

In addition to ice cream, **Açaí da Barra** also sells the famous Brazilian açaí (although it is not the original from the North of Brazil).

4.3 Entertainment



Too much stress on your academic life? This section will help you on where to go to have fun and relax!

Here in Brazil all students (undergraduate and graduate) pay only half of the entrance price (**meia-entrada**) in places such as cinemas, concerts, museums, sport events and even some clubs or bars. The “meia-entrada” attestant is usually the university card (RA), but it can take a little time to get it after your registration. While you still don't have it or you're still with a provisory card (without your picture or expiration date) you can attest your “meia-entrada” by showing a proof of enrollment (“comprovante de matrícula”). To learn more on how to get a proof of enrollment read the [Diretoria Acadêmica](#) section.

Bars

Willing to grab a beer right after class? The closest bars from the university are: **Embrev** (beginning of Av.2), **Metropoly Bar** (Av.2), **Oxxo** convenience store (beginning of Av. 1) and the famous **Ipiranga Gas Station** (Av. 1), that's right, a gas station where people from the university gather for a beer.

If you're into music and small presentations head to **Brasuca** or **Bar do Zé**.

For eating while you have a beer go to **Caneco Brewpub** (draft beer); **Estação Barão** (famous for its “coxinhas” - has special prices for students some nights, just ask the waiter for the student menu), **Chopp do Fritz** (german inspired bar), **Tábuas** (a chill bar with good craft beer and food trucks), **Goma arte e cultura** (known for hosting cultural interventions and alternative shows, here you'll always find a tattoo artist on duty and, of course, a cold beer), **Confra Empório Bar** (serves delicious handcrafted beer), **Garimpeiro** (craft beer and beach chairs so everyone can feel at home) and **Lado B** (offers craft beer, half price during the week days from 5 to 8pm).

Willing to dance? There are free dance lessons before parties at **Salsa con Ají** (latin rhythms). Also the bars **Brasuca**, **Bar dos Gringos** and **Casa de São Jorge** organize “fórró” events. Wanting to know some samba? Head to **Bar do Ademir**.

If you're into board games head to **Metropoly**, on Avenue 2. There, by paying the entrance fee of R\$15 (R\$20 on Saturdays), you can play as many board games as you want, and some of them are really different or even rare. Food and drinks are a little expensive, but the games menu makes up for it!

Out of Barão district you may find many other bars and clubs options in Campinas center, especially in the **Cambuí** neighborhood.

Cultural Spaces

- “Espaço Cultural Casa do Lago”: This cultural organization is located inside Unicamp and keeps a daily programmation of art expositions and cinema. <http://www.casadolago.proec.unicamp.br/>
- Exploratory Museum of Sciences: Also located inside Unicamp, in the higher part of the campus, it offers temporary and permanent small expositions on scientific themes, but also stars observation nights and even “fórró” events.

<https://www.mc.unicamp.br/>

- Kinoplex Cinema
Address: Shopping D. Pedro (Rodovia Dom Pedro I, Km 137 – Jd. Sta. Genebra)
Phone: (19) 3131-2800
<https://www.kinoplex.com.br/>
- Cinemark Iguatemi Cinema
Address: Shopping Center Iguatemi (Av. Iguatemi, 777 – Vila Brandina)
<https://www.cinemark.com.br/>
- Cineflix Cinema
Address: Galleria Shopping (Rod. Dom Pedro I, Km 131.5 – Jardim Nilópolis)
<http://www.cineflix.com.br/>
- José de Castro Mendes Theatre
Address: Praça Corrêa de Lemos, s/nº – Vila Industrial
Phone: (19) 3272-9359
- Portugal Park (Lagoa do Taquaral)
This is a big and really nice park in the center of Campinas! Going there for a walk

after grabbing an ice cream in Sergel is a great idea!

Address: Av. Dr. Heitor Penteado, 1671 - Taquaral

- Pavão Cultural: Art gallery near Avenue 3 with temporary exhibitions. Some music concerts also happens there.
<https://pavaocultural.org.br/>
- Campinas Museums: The city hall has a list of museums in the city and a schedule of events:
<https://campinas.sp.gov.br/secretaria/cultura-e-turismo/pagina/museus-e-observatorio>



Casa do Lago



Teatro CM



Museu Explorat.



Lagoa do Taquaral

Shopping Centers

- Parque D. Pedro Shopping: Considered the biggest shopping mall in all Latin America until some years ago. This is the closest shopping mall to Unicamp. To get there, take the 329

bus line from Barão Geraldo bus station, Avenue 2 or inside Unicamp, or the 338, 210 and 300 bus lines from the Barão Geraldo bus station. Also, an Uber ride from Unicamp to the D. Pedro Shopping will cost around R\$9,00 and takes about 5 minutes!

www.parquedpedro.com.br

- Iguatemi Shopping: This is the oldest and second biggest shopping mall in Campinas. It is located at Iguatemi Avenue, 777. The 338 bus line gets there from the Barão Geraldo bus station in around 40 minutes.

www.iguatemicampinas.com.br

- Galleria Shopping: This is a smaller mall, but has many nice stores and restaurants and is known for its beautiful architecture with a really nice internal garden. It's at Av. Bailarina Selma Parada, 505, Jardim Nilópolis. The 300 bus line passes through there from the Barão Geraldo Bus Terminal.

www.iguatemi.com.br/galleriashopping

4.4 Transport

Buses

The public transport in Campinas is summarized in buses. From January 2025 the bus fare started costing R\$5,70. In the Barão Geraldo bus station - as well as any bus station - changing buses is free, but at simple bus stops it will be necessary to pay the fare one more time when taking a second bus.

In order to check bus lines, start and end times every day, as well as start points, in both ways, access: [Consulta de linhas municipais](#). To plan your bus trips use apps **CittaMobi** and **Moovit**, that present bus schedules and alternative lines.

If you're planning on taking the bus a lot, getting a "**Bilhete Único Comum**" can be a good idea. This is a card that gives you the right to take up to 3 buses in a 2 hours period, paying only a small extra fare (actually, you'll be paying R\$5,70 for the first ride, free on the second bus and then R\$0,50 when you take the third bus). Ask for your **Bilhete Único Comum** at:

<http://www.transurc.com.br/site/index.php/o-bilhete-unico/passe-comum/>

It is also possible to buy bus tickets in the form of a **QR code**. The QR code can be purchased physically (at bus terminals) or online, through the Transurc Smart app (<https://www.transurc.com.br/informacoes/app-transurc-smart/>) but requires a CPF . Each ticket costs R\$5.90, and there is no integration. It is the most expensive option.

Taxi and Uber

The most popular ride sharing apps in Brazil are **Uber** and **99**. Since all the ridesharing apps are still expanding in Brazil it might be interesting to check on their website whether they work or not in a specific city. In Campinas and Limeira you can easily use Uber, 99 Pop and 99Taxi. In Piracicaba, there's only Uber and 99Taxi.

Ride sharing

Taking a lift is a great option if you wish to save money, meet new people and get faster to your destination. The number of people sharing rides in Brazil is increasing fast and even inside the Unicamp community many ride sharing groups are easy to find!

However, it is necessary to pay attention when looking for/offering a ride. In Facebook groups most of the hitchhikers and car owners are college students, what makes asking for a ride safer and nicer! Try to check their profiles looking for friends or activities in common.

Besides that, apps like Blablacar are largely used and offer some criteria that help you identify each user's travel style (whether or not they like to listen to music during the trip, or even if they want to talk along the way). It is worth reading the user reviews carefully, checking if the driver score is good or not and thus avoid problems during the trip.

These are the main ride sharing pages used by Unicamp community:

- Grupo Caronas - Unicamp Campinas: <https://www.facebook.com/groups/caronas.unicamp/>
- Blablacar: <https://www.blablacar.com.br/>

But many others exist depending on your destination (Example: the Facebook group Caronas Campinas - São Paulo)

Cycle routes and Cycle Paths

Campinas offers around 27 km of cycle routes and cycle paths. Some of these paths are in the Barão Geraldo District. One of them is the cycle path that links the Unicamp campus to Avenue 2, and another connects Avenue 2 to Santa Isabel Avenue, where the Unicamp student house is located.

Buying a bicycle is easy through facebook groups specialized in exchanges and sales or bike stores (check out some options at the [Bike Shops session](#)).

Unicamp Bus Lines

- Internal Line: Like all the Unicamp buses this is a fare **free bus**. It stops at different bus stops spread around the campus and has three lines, one that runs clockwise (Circular 2), one that runs counterclockwise (Circular 1) and the night bus (Circular Noturno).
- Student House Line (Moradia): This free bus does the Unicamp (stop in front of the university restaurant - RU) <--> Student House itinerary, and in order to ride in it you just have to show your student card (RA). During the night some buses (depending on the schedule) do alternative itineraries, stopping on Avenues 1, 2 and 3! This is a great option if you live near the Student house or near these avenues and have night classes.
- Limeira Line (Intercamp): This free bus transports Unicamp Limeira students from Limeira to Campinas. Be sure to guarantee your spot on the bus by filling out the form with your student identification (RA) and DAC password: https://www.sar.unicamp.br/transporte_intercamp.

4.5 Health

The Unified Health System (**SUS**) is a free health system available throughout the country. It offers health services that attend the most simple to the most complex cases. The emergency centers are usually fast and highly effective, but the "Centros de Saúde" (health centers), for primary care, such as clinical exams and x-rays are usually not that competent, and getting an appointment is NOT fast enough. So if you need to be examined or follow any kind of medical monitoring (or physiotherapy) we suggest you to go to **CECOM** or contact your health plan.

Tip: Before coming to Brazil, take a look at all the recommended vaccines in the country. Yellow fever vaccine is recommended all over Brazil and, specially, in forest regions. Covid-19 vaccine is mandatory to enter the country. Therefore we advise you to take the vaccines before coming. If you're already here, ask for it at CECOM.

Unicamp Health System and Hospitals

- **Unicamp Community Medical and Dental Assistance - CECOM:** This is a free service for all the Unicamp students and staff, so it isn't necessary to present your health insurance card in order to use it. You can either book an appointment or go to their emergency room (in this case, try to get there early). It works from Monday to Friday, from 7am to 7pm. Phone: (19) 3521-9020/3521-9021.
- **Hemocentro:** Located in the medical area, near the "Hospital das Clínicas" (HC), this is the place you should go in order to donate blood. Eventually, a donation trailer will be around the campus!
- **SAPPE** - Psychologic and Psychiatric Assistance Service: This is a free psychological assistance center offered by Unicamp. To make an appointment, it is only necessary to book it. Phone: (19) 3521-6643/ 3521-6644.
- **Unidade de Emergência Referenciada - UER (Emergency Unit):** Located near the "Hemocentro", this is an emergency center that serves Campinas and nearby cities. It isn't necessary to have your assistance card to use this service, but you'll only be able to use it in serious cases - we hope you won't have to use it!

Barão Geraldo Hospitals

- **Centro Médico de Campinas** - It is necessary to have health insurance in order to use this service. Located at Rua Dr Edilberto Luiz Pereira da Silva, 929.
- **Madre Theodora** - It is necessary to have health insurance in order to use this service. Located at Rua José Geraldo Cerebino Christóforo, 175, Parque das Universidades (near PUCC) phone: 3756-3000.
- **Centro de Saúde Barão Geraldo (SUS):** It isn't necessary to have health insurance in order to use it. Located at Av. Albino J. B. de Oliveira, 893 - Barão Geraldo. Tel: (19) 3289-4475

Do you suspect you are with COVID-19?

Follow the guidelines:

- **If you have mild symptoms or have had contact with someone with COVID-19, but you feel fine:**
 - Quarantine yourself for about 10 days, or 7 days if you have no symptoms.
 - This attitude allows (1) The virus' containment, so you do not spread it to other people who may have more serious symptoms; (2) Public hospitals to function under their maximum capacity; (3) That you do not expose yourself to the virus if you have not been infected.

- **If you have advanced symptoms such as difficulty in breathing, high fever or heart problems:** Go immediately to **CECOM** or **UER - Emergency Unit** to receive the appropriate treatment.

4.6 Physical Activities

- **FEF:** FEF is the Physical Education Faculty at Unicamp, located next to the Avenue 2 entrance (near the RU). There, you may find many different sport classes offered for a very good price. Access FEF web page and check out the enrollment dates, the activities offered and their prices: <http://www.fef.unicamp.br/fef/extensao/atividadesfisicas>. Besides the classes, it is possible to use the FEF sports courts when they are available. Attention: it is necessary to have a CPF in order to register in FEF activities.
- **Gyms in Barão:** There are many different gym options in Barão Geraldo! The most known ones are **Cinética Fitness**, **SixFit**, **Golden** and **Smart Fit**.
- **Circus Schools:** There are two spaces to learn the circus arts in Barão Geraldo. **Nano Circo**, located in Rua Tácito Monteiro de Carvalho e Silva, 629 and **Cia do Circo**, in Rua José Duarte, 272.
- **Martial Arts:** You will find some martial arts classes in FEF and in some of the Barão Geraldo gyms. There are also some specialized fight gyms such as **Barão Negro**, **Linha de Frente** (Muay Thai and Jiu Jitsu) and **Gracie Barra** (Jiu Jitsu).
- **Dance:** For those who like to spend some energy dancing, there's a dancing school called **Ritmei**.
- **Casa do Lago:** This space is located inside Unicamp, between CEL (where you'll take your Portuguese lessons) and FEF. Besides cultural activities, it offers "forró" and yoga classes. Take a look at the enrollment dates (the courses tend to fill up very fast): <http://www.casadolago.proec.unicamp.br/>
- **CONDS:** CONDS is an outdoor training program that takes place daily near FEF. It was created by Unicamp students and is based on your own body weight. There are training sections in the mornings, afternoons and nights. Take a look at their page: <https://www.facebook.com/Condstreinoaoarlivre/>

4.7 Learning Languages

Besides the Language Teaching Center (CEL), where the Portuguese classes take place. There are some other language schools inside the campus where you can learn different languages, or maybe even teach your native language!

- "Cursos de Línguas do CABS".
Languages: German, Spanish, French, Italian and English (advanced).
Website: http://www.cabs.fee.unicamp.br/?t=6_Curso-de-Linguas
- "Escola de Idiomas Economia"
Languages: German, Spanish, French, Italian and English.
Website: <http://idiomasxvdejulho.com.br/>
- "Curso de Idiomas CAFEQ"
Languages: German, Spanish, French, Italian, English and Brazilian sign language.
Website: <https://sites.google.com/dac.unicamp.br/idiomasdocafeq/in%C3%ADcio>

- “Projeto CPL”
Languages: German, Spanish, French, Italian, English and Portuguese for foreigners
Website: <https://www.projetocpl.org/>

Outside the campus, in Barão Geraldo, there are many other language schools - mainly on Avenues 1 and 2 - such as **Wizard**, **Times** and **Newcastle**.

4.8 Other Necessities

Supermarkets

On Avenue 2 you'll find a small **Dia** market, the simplest and cheapest in town. In Barão Geraldo center you'll find the **Pague Menos** supermarket, which usually has great prices and nice fruit and vegetables offers. The **Pão de Açúcar** supermarket, near McDonald's, on Avenue 2, is the place you should go if you're looking for high quality products and the **Dalben** supermarket is the biggest market in Barão Geraldo and has its own (good priced) self-service restaurant.

Some smaller markets in the region are **Frutaria Rio das Pedras**, near Avenue 3; **Mercado Cacimba** on Residencial Burato neighborhood, near Unicamp's Student House; and **Hortifruti Bela Fruta** in front of the Barão Geraldo bus station.

Mobile SIM card

In order to call, send messages and use 3G/4G internet it is necessary to have a Brazilian SIM card. The main SIM card brands in Brazil are **Vivo**, **Tim** and **Claro**. It is possible to buy it in the companies' physical stores (in shopping malls), web stores and also in newsstands. In Barão Geraldo there's only one newsstand, called **Banca Central**, and it's located on Av. Santa Isabel, near the bars Estação Barão and Lado B. In order to purchase the SIM card it will be necessary to present your passport or CRNM and CPF.

After acquiring the SIM card, you can put credits on it in supermarkets or on the internet.

Bike Shops

Riding a bike is a great way to go from one place to another in Barão Geraldo. You can buy a bike in one of the following addresses, or in many different Facebook groups such as “Trocas e Vendas Unicamp”.

Unfortunately, you should know bike thefts are common in Barão Geraldo, always take the time to lock it in bike racks and at home store it in a place that's not visible from the street.

- **Rei do Pedal**
Address: Av. Santa Isabel, 74.
Phone number: (19) 3289-9258
- **Via Bike**
Address: Av. Albino J. B. de Oliveira, 1074
Phone number: (19) 3289-9888
- **Vegano dos Pedais**
Address: Av. Professor Atílio Martini, 822 - Loja 6
Phone number: (19) 98805-1034

Bank Agencies and Money

Inside the campus, near the rectory, there are some bank agencies, such as Banco **do Brasil** and **Santander**. In Barão Geraldo center, at the beginning of Av. Santa Isabel, you may find agencies of **Banco do Brasil**, **Itaú**, **Santander**, **Bradesco** and **Caixa Econômica Federal**. In order to open an account in one of these banks it is necessary to present your passport, CRNM, CPF, proof of address (it can be any bill with your address on it) and the enrollment confirmation.

Unfortunately there are no exchange offices in Barão Geraldo, the closest one is at Parque Dom Pedro Shopping (**Confidence Exchange**).

CPF

If you didn't get your CPF in your home country ([section What to do Before Going to Brazil](#)), it is possible to order one inside Brazil by doing the following steps:

- Go to a post office (There's one inside Unicamp: R. Carlos Gomes, 241), fill the CPF formulary and pay the R\$7,00 fare in a bank.
- The next day, go to the Federal Revenue Office ("Receita Federal") in Campinas center (Av. Prefeito Faria Lima, 235 - Parque Italia), with the necessary documents (that will be asked at the post office) to get your CPF.

5. Studying in Unicamp



5.1 Your Student Condition

University Card (RA): The RA is your student ID. Only with this card can you access the university restaurants, libraries and other buildings that demand the comprovation that you study at Unicamp, such as some laboratories and departments. Usually during your second week of classes you'll be able to get your provisory RA at DAC (academic directory).

On-line Services: Almost all DAC services can be easily done online at the [DAC website](#). In order to do so you only have to access your student space with your DAC mail and password (don't worry, you'll receive it during the reception week) ((<http://www.dac.unicamp.br/portal/> >> Estudantes >> Serviços Acadêmicos >> Sistema de Senha Única e Permissões >> login with your RA number and DAC's password) and choose the service you need from a list: consult and update registration data, request enrollment in disciplines, follow processed requirements, consult final enrollment report, request proof of enrollment and graduation transcripts, etc. in order to generate or manage your DAC password visit <https://www.unicamp.br/senhaunicamp/> and choose the best suitable option.

Tip: While you don't have a RA or you're still with a provisory card it is necessary to present a proof of enrollment as well as a document containing your picture in order to get student discount (meia-entrada) in cultural spaces such as cinemas and concerts. To do so you'll have to access your student space in the DAC website and print a "comprovante de matrícula".

5.2 Important Acronyms

DAC (Academic Direction): This is the Unicamp section responsible for the register and control of the students activities. It takes care of the students registration, documents emission and reports, such as the graduation transcript.

DCE (Students Central Directory): It is the university's largest student body representative. It brings together students from all Colleges and Institutes. It is easily located near the RU.

PB (Basic Pavilion): Also known as Basic Circle II, this building is located in Unicamp's main square, in front of the RU. The **DAC office** is located in this building.

CB (Basic Circle): This building is used mainly by engineering students when in their first years, and is also located in Unicamp's main square.

BC (Central Library): This is Unicamp's biggest library. The **DERI office** is located in this building.

FEF (Physical Education Faculty): Even if you won't study at FEF, you'll probably get to know it because of its sports courts and offered physical activities.

CEL (Language Teaching Center): This is where all Unicamp's official language lessons happen, including the Portuguese for foreigners lessons.

RA (Academic register): Your Unicamp registration number.

RA (University Card): This is the card you'll use to enter the university restaurants and libraries. This is also the card you should present at cinemas or museums in order to get student discount (meia entrada). First, you'll be given a provisory card, and afterwards a definitive one.

RU/RA/RS (Restaurante Universitário/Restaurante Administrativo/ Restaurante da Saturnino): These are all the Campinas campus restaurants.

Pay attention! The RA acronym has 3 different meanings depending on the context!

Besides these major acronyms, all the institutes, faculties and even departments have their own acronyms, which can be tricky at the beginning! For instance, IB is the Biology Institute, IEL is the Institute of Language Studies and FEA is the Food Engineering Faculty.

5.3 Calendar and Important Dates



The Unicamp classes calendar is divided into two semesters of 4 months of classes each. You can take a look at Unicamp's complete graduation calendar at: <https://www.dac.unicamp.br/portal/calendario/2025/graduacao>. The following are the most important dates:

Exam Dates

The general calendar (cited above) contains all the activities concerning the University as a whole. When it comes to exams, there is no unified calendar. Each professor, at the beginning of the semester (usually the first day of classes), will provide the course calendar and the dates of the exams, so you should go to classes in order to find out, with your classmates and professor, your exam dates. We also advise you to present yourself to each of your professors on your first day of classes, since usually Unicamp doesn't warn the professors of foreign students.

Beginning and Ending of the Semester

At Unicamp, the first semester of classes usually starts in the beginning of February and ends in the beginning of July. The last week of each semester is called “study week” and the one right after “exams week” (read more about it below).

These are the most important dates of the 2025 academic year:

02/24/2025 - Start of the academic period

03/17 and 18/2025 - Registration of exchange students

07/05/2025 - End of the second semester

Canceling, Turning Down and Locking (Cancelamento, Desistência e Trancamento)

These are three tricky terms, they can seem the same, but to DAC they have very specific meanings.

Turning Down a Class (“Desistência”): Is when you stop taking a class by canceling your enrollment. This can only happen once (you can’t turn down the same class more than one time in your whole academic life) and all the students have until the middle of the semester to make this decision. In 2025, the limit date for turning down a class is May 5 for the first semester.

Locking a semester (“Trancamento”): Is when a student doesn’t take any class in the whole semester (like turning down all classes). The locking period goes from the beginning of the semester to $\frac{2}{3}$ of it. In 2025, the deadline is 05/26/2025 for the second semester.

Canceling the Registration (“Cancelamento”): Is when the student is disconnected from Unicamp, having no relation to the university anymore.

Study Week and Exams Week

The last week of each semester is called “study week”, it’s called like that because from this week on you don’t have more classes, but you still don’t have your final exams, it exists so that the students can prepare themselves for the exams. The following week is called “exams week”, and that’s when the final exams take place. **The final exams are exams that only the students that still didn’t get the grades necessary to be approved in a class have to take** in order to pass it, so if you managed to get good grades in all your classes during the regular class period, these last two weeks are free for you to do whatever you want (like traveling)!

Holidays

Speaking of trips, Brazil is full of official holidays, the perfect dates for you to travel a little! More than having many holidays we also do a lot something we like to call “emendar feriado”, basically “to amend a holiday”! Whenever a holiday is on a Tuesday or Thursday the day next to it also turns into a holiday (Monday when the holiday is on a Tuesday or Friday when the holiday is on a Thursday) and it all turns into kind of a really big weekend! Fortunately, 2025 isn’t full of holidays on weekends! Take a look and plan your trips:

First semester: (February - July)

March 1st to 5th - Carnival and Ash Wednesday

April 17th to 21st - Good Friday and Tiradentes

May 1st to 3rd - Labor Day (Thursday)

June 19th to 21st - Corpus Christi

July 9th - Constitutionalist Revolution of 1932 (Wednesday)

July 14th - Campinas Birthday (Monday)

5.4 Education System



The graduation courses in Unicamp last from 3 to 7 years - the majority of them from 4 to 5 years.

As for the grades, at Unicamp they can range from 0,0 (lowest grade) to 10,0 (highest grade). Almost all classes require a minimum score of 5,0 so the student can be approved without the need of the final exam, but some classes might require a 7,0 minimum score. After the exams, students can be approved if the mean of their grades is equal or bigger than 5,0. Besides good grades, in order to be approved, it is mandatory that the student attend at least 75% of the class days.

The post-graduation courses last 2 to 4 years (usually 2 years for masters and 4 years for PhD). In this case grades can range from A (best score) to E (worst score), being C the minimum score necessary for approval.

Students at Unicamp can basically be divided into two types: regular and special. The exchange students, except for the double degree students, are classified as special students. The main difference between this classments is that special students have a different calendar, so they're able to choose their classes later than regular students, and their student cards (RA) last only one semester, while regular students have it for many years.

5.5 Virtual classes

Due to sanitary and security measures adopted during the covid-19 pandemic period, some subjects taught at Unicamp have been adapted for classes and activities in the e-learning modality.

Communication, classes and exchange of activities between students and teachers occurs mainly through the Google Classroom platform.

Google Classroom

Google Classroom is one of the most popular educational tools for online teaching. The platform uses Google Meet to facilitate the relationship between students and professor when conducting synchronous classes. Activities, tasks, information such as due dates, scores and grades are also available on the Google Classroom wall.

How to access Google Classroom

Step 1: First you need to access the application. There are several ways to do this:

1. Type classroom.google.com in your browser;
2. Download it from your app store (either Android or iOS);
3. Find it in your google account's app manager.

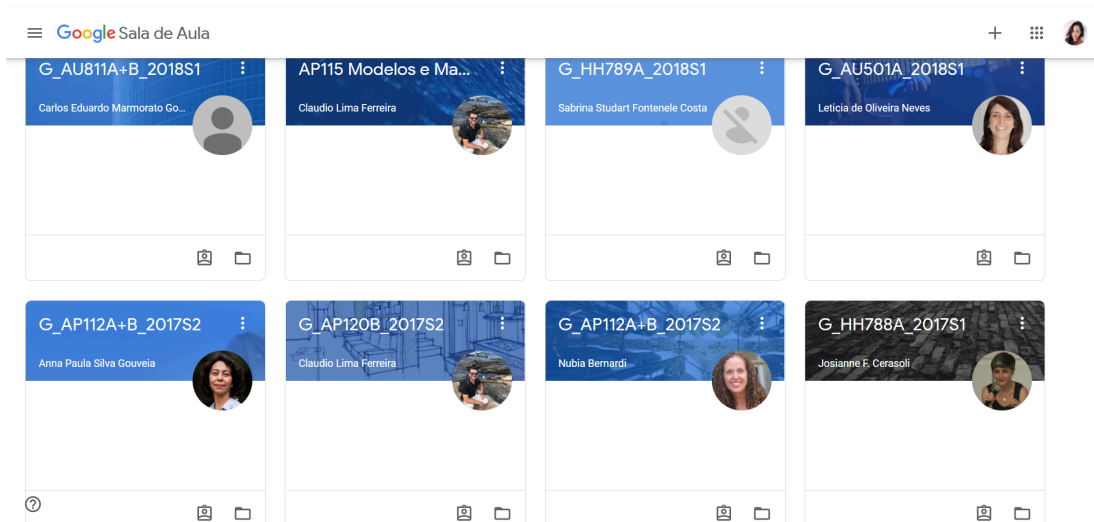
Step 2: After installing the app or accessing the link, log in to Classroom with the data from your Unicamp institutional email (Example: a123456@dac.unicamp.br).

Note: Google Classroom can be accessed via any Google email address. If you enter Classroom with your personal account, you will not be able to view the courses you are attending.



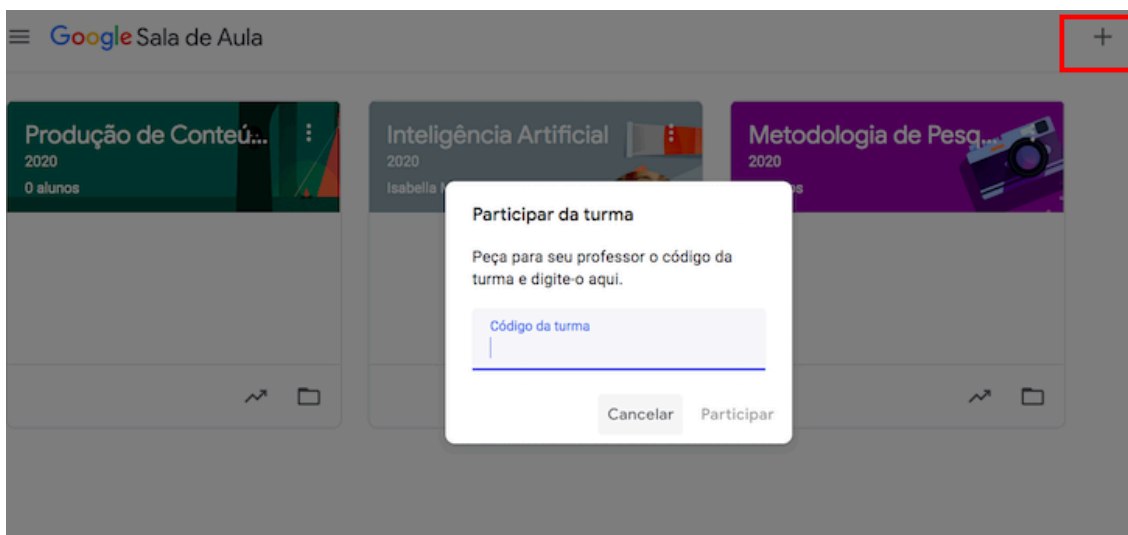
Google account login

Step 3: After login, you are now ready to use the application. There are two ways to join a class. The most usual way is for the professor to register all students enrolled in the course at the beginning of the semester. That way, when you access your main area, the courses will automatically appear.



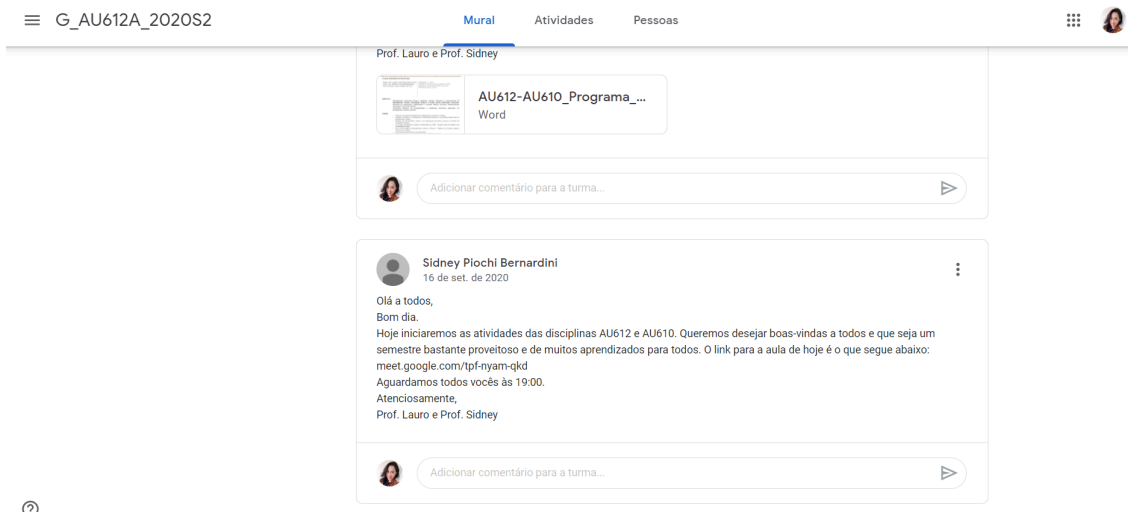
Google Classroom - Student Courses Gallery

But sometimes, the professor may not register the student in the class. Then it will be necessary to do the following procedure: To join a class press the “+” button located in the upper right corner and then go to the option “Join class”. You will need to enter a unique code for the class for you to enter. This code needs to be made available by the professor, so you will need to request it by email. With the code inserted, you will be part of the class.



Google Classroom - Insert class code

Passo 4. The activities will appear in the “Stream” and “Classwork” sections. You can also add comments to the class stream, if the room settings (defined by the professor) allow. There you can follow the progress of classes and other information for the semester.



Google Classroom - Class Stream

5.6 Libraries / Places to Study



Unicamp has a total of 28 libraries in which students can consult and borrow books and study in certain study spaces (pay attention, some libraries have group and solo study separate spaces). The biggest of them is the Central Library (BC), placed right next to the bandeirão (RU),

the building also houses the Engineering Library (BAE). This is the only library on campus in which you can enter without a student card.

Before borrowing a book you'll have to register it in the library system. After the registration procedure you can borrow any book from any library. Undergraduate students can borrow up to 5 books at the same time and can stay with each of them for a maximum of 7 days, graduate students can stay with each of the 5 books for a maximum of 28 days. After this deadline you can renew your rental 5 times online, on the 6th you'll have to go to the library and rent it again. In order to know which books exist, which are rented or reserved and even to make a reservation access: acervus.unicamp.br.

Almost all libraries have study desks and silent rooms, but not only libraries are fit to study! Other nice places to study are the IEL tables, in front of the institute, IB tables, near the institute library, both outdoors, and the "bitolódromo" a corridor in FEEC where everyone goes to study - the best part about the "bitolódromo" is that it never closes, so it doesn't matter if is weekend or holiday, you'll always have this space to study! Access to these places has so far remained suspended due to the pandemic.

5.7 Eduroam

Inside the Unicamp campi there are many wifi networks, however the Eduroam network is the one that has the best coverage, and is also used by many other universities in the world, maybe you have already heard of it or even used it.

The Eduroam (Education Roaming) wireless network is a global mobility service developed for the education and research community. Through Eduroam, students, researchers, and teams from participating institutions gain access to the Internet on their campi and can actually visit partner institutions in Brazil and abroad using the same configuration on their laptop, tablet or smartphone.

To access Eduroam, you only need your Unicamp register number (RA) and DAC password. Go to http://www.ccuec.unicamp.br/ccuec/rede_sem_fio_eduroam and learn how to set up the access into your device.

5.8 GDE

GDE (<http://gde.ir>) is the academic aid network for Unicamp students, a kind of Unicamp's own social network. It is often used by regular students to plan the semester's enrollments. In addition, it has other features such as the daily menu of the university restaurants, subject descriptions, student opinions on teachers, etc.

The most commonly used features are the enrollment planner, that helps you organize each new semester, the "tree of courses" that organizes your whole academic life until now, so that you can easily understand what classes you should take to graduate, and, of course, your friends' timetable, so you can check which subjects your friends (or crush, ;) are taking, so you know where to find them before or after a class!

5.9 “Unicamp Serviços” App

The “Unicamp Serviços” app is an easy and quick way you can keep informed about Unicamp basic services such as your CECOM appointments, the weekly menu of the university restaurants, the itinerary of the internal bus lines or even your books reservations in the library. It is available for Android and IOS systems and for sure it will become super useful throughout your study period at Unicam!

Android: <https://play.google.com/store/apps/details?id=br.unicamp.ccuec.unicampservicos>

iOS: <https://itunes.apple.com/br/app/unicamp-servicos/id722262080>

6. Student Associations

Academic Centers

Academic Center (CA) is the association that represents all the students of a course. It embodies the students in the academic environment, before Institutes and Faculties.

Students’ Central Directory

The Students’ Central Directory (DCE) is the association that represents all the graduation students of the university. It embodies the students before the rector.

Student’s Athletic Associations (Atléticas)

Athletic and Academic Associations (Atléticas) are the associations that promote group sports within courses. Almost all the “Atléticas” also throw parties and have their own “Bateria” - percussion band.

Percussion Bands (Baterias)

Are you familiar with the samba schools percussion bands that perform at carnivals? The institutes and faculties “baterias” are almost the same, but formed by university students. It is basically a group of students that get together and play different percussion instruments in samba rhythm.

The **Bateria Alcalina** is a “bateria” with open rehearsals, and even non-students can attend it.

Junior Companies

Junior Companies are students’ associations with an enterprise environment. They offer services and carry out projects related to the student’s occupation area.

Coalitions (Ligas)

The **LAU** (Unicamp “Atléticas” Coalition) is the coalition formed by all the Unicamp “atléticas”. It is responsible for the university’s biggest sport events: the Unicamp Olympics and the

“Calouríadas”. Besides that, it organizes events for the “atléticas” and prepares the Unicamp’s sport teams.

The **LEU** (Unicamp Engineering Coalition) is formed by the “atléticas” of almost all the engineering faculties (FEM, FEQ, FEEC, FEC, FEA and FEAGRI)

The **LHU** (Unicamp Humanities Coalition) is formed by the “atléticas” of almost all the humanities faculties (IFCH, FE and IEL)

The **CEM** (Computing, Statistics and Mathematics League) is made up of Mathematics, Statistics and computing courses.

The **Entrepreneurship Coalition** is a group of undergraduates, postgraduates and entrepreneurs that aims to build an environment of entrepreneurship and innovation at the university.

The **Faculty of Medical Sciences Coalition** (FCM) includes the GEO (Oncology Studies Group), Geriatriy Coalition, Integrative Medicine Coalition, Family and Community Health Coalition, Transplant Coalition and the Trauma Coalition. In order to get to know each of them better head to: <http://www.fcm.unicamp.br/fcm/ligas-academicas> .

The Nursing Faculty also has its own coalition the **Wounds Coalition** (LiFe). Get to know more on: <https://www.facebook.com/lifeunicamp/> .

Religious Groups

University Biblical Alliance (ABU) is a protestant group - not attached to any specific religion - that organizes many meetings and discussion groups.

Website: <http://abucampinas.blogspot.com.br/>

“**Pastoral Universitária**” is a catholic group that meets weekly to study the bible and other texts and documents.

Website: <https://sites.google.com/site/pastoralunicamp/>

Integrated Citizenship Group

The Integrated Citizenship Group is formed by students from different courses. Its main event is the Citizen “Troto”* for Conscious Consumption, that promotes the integration between the freshmen and the veterans of all courses at the same time it advocates for conscious consumption, citizenship and sustainability.

Website: <http://www.gci.prg.unicamp.br/>

***Troto**: Is the name given to the group of activities organized by university veterans to welcome the freshmen. Usually in Brazil these kinds of activities are quite traditional and range from painting the freshmen to throwing parties where freshmen enter for free.

Enactus

Enactus is a worldwide non-profit association that aims to improve the quality of life of disadvantaged people by the mobilization of university students, business leaders, and teachers committed to using the power of entrepreneurship to transform lives.

Website: <https://www.enactusunicamp.com/>

Academic weeks

During the year, students hold academic weeks, that is, student events about their training courses, such as Applied Mathematics Week (SEMAP). These events feature presentations and dynamics that aim to connect students with their areas of interest.

7. Useful numbers and websites

Phone numbers accessible from any phone, 24h without fares:

- Police: 190
- Ambulance - SAMU: 192
- Fireman: 193

Other useful numbers:

- Federal Police: (19) 3345-2200 / 3345-2257
- Unicamp Hospital (HC): (19) 3521-2121
- Campus Vigilance: (19) 3521-6000

App “Botão de Pânico” - Panic button (use it in emergency situations only):

Android: <https://play.google.com/store/apps/details?id=br.unicamp.ccuec.botaopanico>

iOS: <https://itunes.apple.com/us/app/botao-do-panico/id1037064894>

App “Unicamp Serviços” - Unicamp Services:

Android: <https://play.google.com/store/apps/details?id=br.unicamp.ccuec.unicampservicos>

iOS: <https://itunes.apple.com/br/app/unicamp-servicos/id722262080>

DERI: <http://www.internationaloffice.unicamp.br/>

Uniln - Facebook: <https://www.facebook.com/unicampinternacional/>

Credits

Conception: Mariana Bonin and Thiago Santiago.

Text: Aline Lourenço, Alissa Bonomi, Carla Maneira, Laisy Wakidera, Karina Kumazawa, Maria Paula Sarri, Rafael Matsumoto, Ruth Ferreira and Thiago Santiago.

Images and Icons: Acervo Uniln, Aline Lourenço and Thiago Santiago.

Translation: Carla Maneira

2025 edition: Steffano

Front Page: Ruth Ferreira

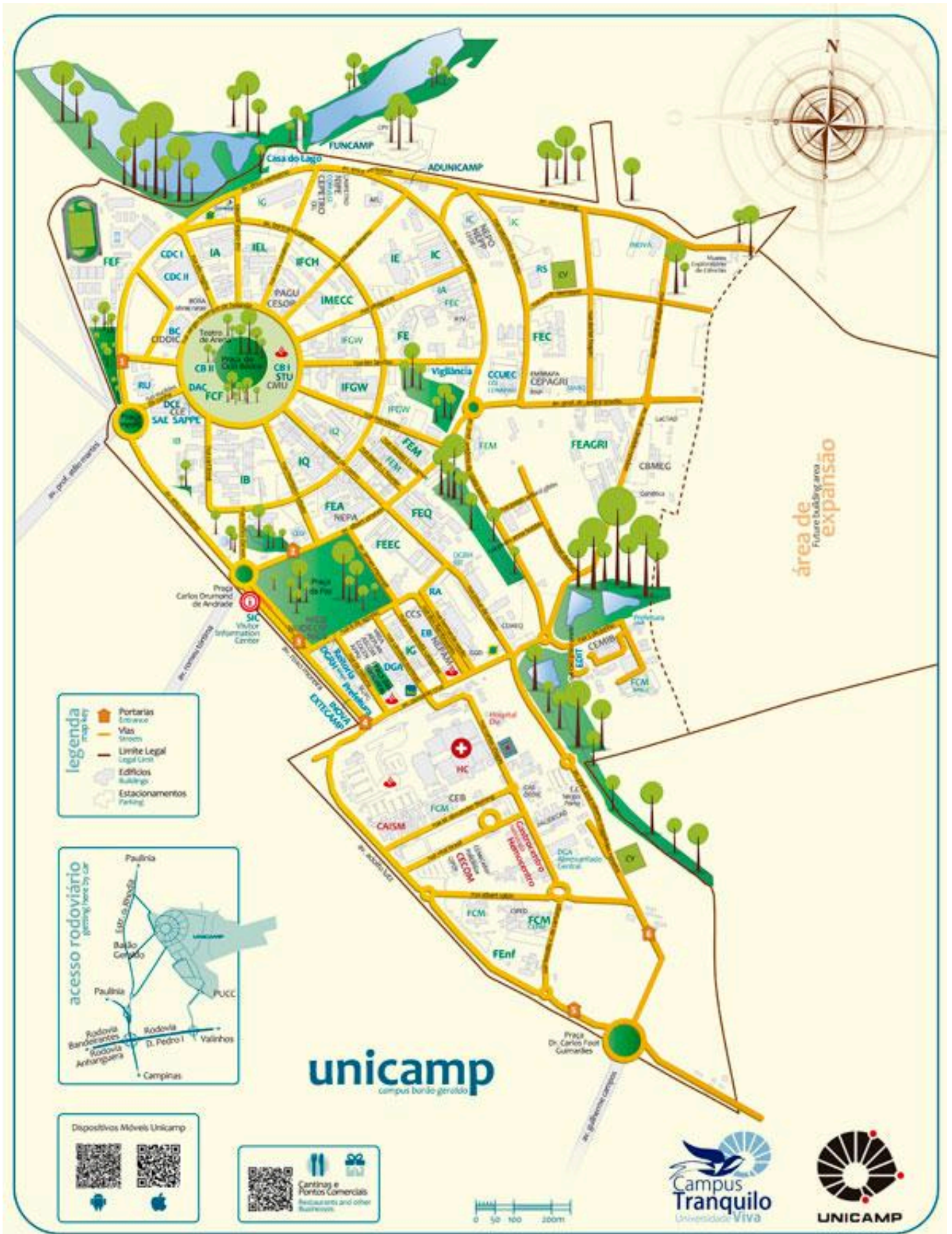
Content update: Ruth Ferreira and Thiago Santiago.

Final Message


The UniIn team has worked with love in order to make the content of this Guide as useful as possible for you. We hope we have achieved our goal \o/

We would like to give our warm welcome to all the new international students of Unicamp! UniIn has its arms open and is willing to help you with the new experiences of your life! Make the most of this rich period by promoting cultural exchange, discovering new places and sharing of knowledge. Time passes quickly, but we are sure that this experience will mark the lives of all!

A big hug and see you soon - UniIn!





 [uniin.unicamp](https://www.instagram.com/uniin.unicamp)

 uniin@unicamp.br